

TUNNELS and CHAMBERS UNDER THE GREAT SPHINX

Source:

<http://www.crystalinks.com/sphinxschemas.html>

(Date Unknown)

--()--

Introduction

It has long been speculated that there are secret passageways and chambers beneath the Giza Sphinx.

The following information can be found at the indicated link <http://www.crystalinks.com/sphinxschemas.html> , and is very interesting.

Tunnels and Chambers Under the Great Sphinx

In a series of expeditions between 1991 and 1993 led by John Anthony West, an independent Egyptologist, scientific investigators conducted geological and seismic surveys around the Great Sphinx of Egypt along with other researchers.

The team's conclusion: The pattern of erosion on the Sphinx indicates that it was carved at the end of the last Ice Age, when heavy rains fell on the eastern Sahara - perhaps more than 12,000 years ago.

This contrasts starkly with the 'orthodox' Egyptological dating for the Sphinx of around 4,500 years ago.

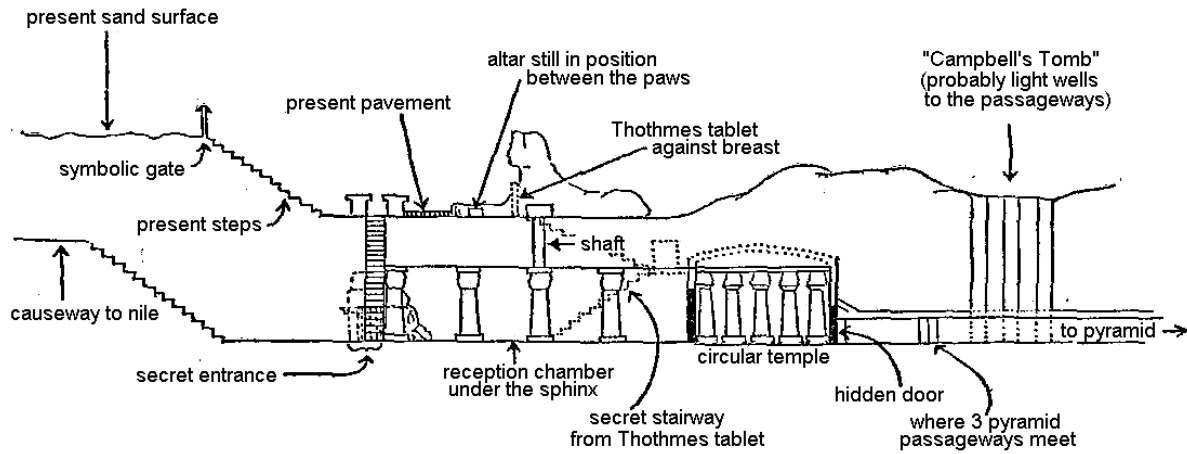
Seismography: The seismic survey indicated the existence of several unexplored tunnels and cavities in the bedrock beneath the Sphinx, including a large rectangular chamber at a depth of some 25 feet beneath the monument's front paws.

This film linked the Sphinx to Atlantis and suggested that the chamber beneath the paws might contain the legendary 'Hall of Records' of Atlantis.

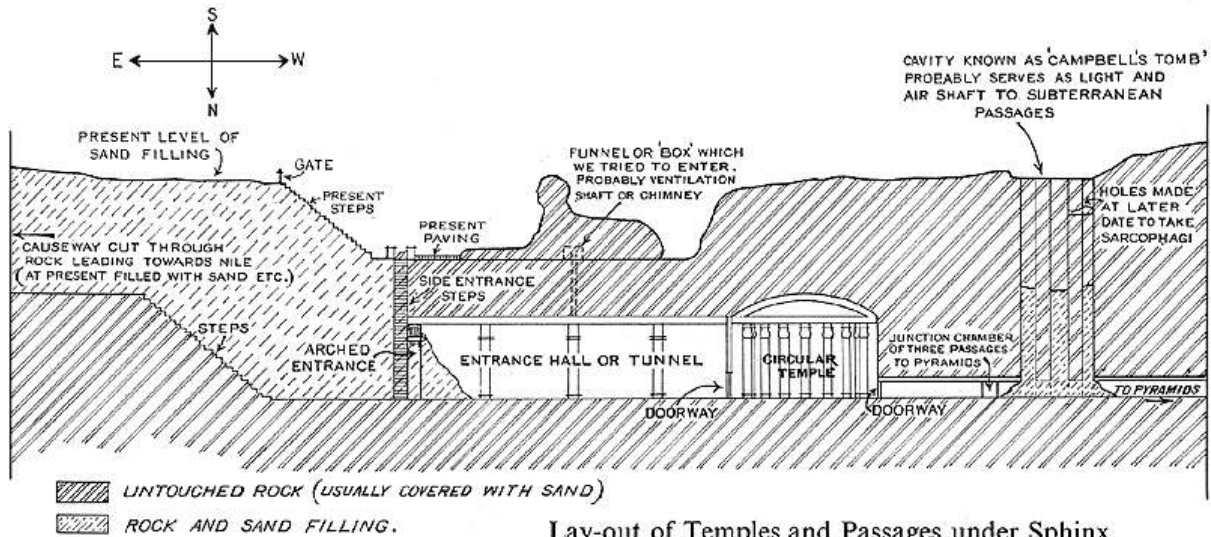
Dr. Zahi Hawass calls these claims, "American hallucinations...There is no scientific base for any of this. We have older monuments in the same area. They definitely weren't built by men from Atlantis. It's nonsense and we won't allow our monuments to be exploited for personal enrichment. The Sphinx is the soul of Egypt."

(Diagrams follow)

--()--



HALF SECTIONAL ELEVATION OF SPHINX, SUBTERRANEAN TEMPLE, CAUSEWAY AND PASSAGES. NOT TO SCALE

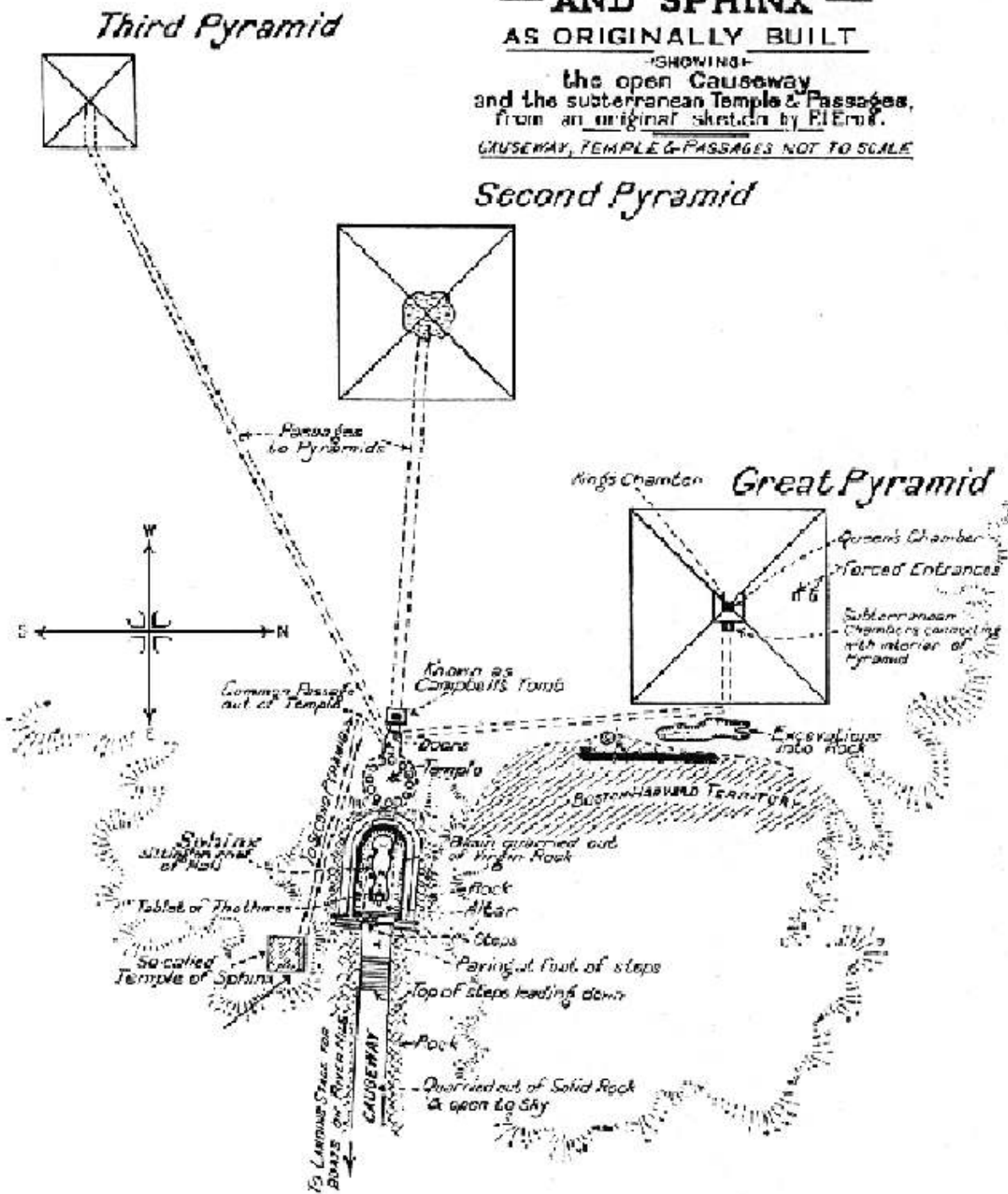


Lay-out of Temples and Passages under Sphinx.

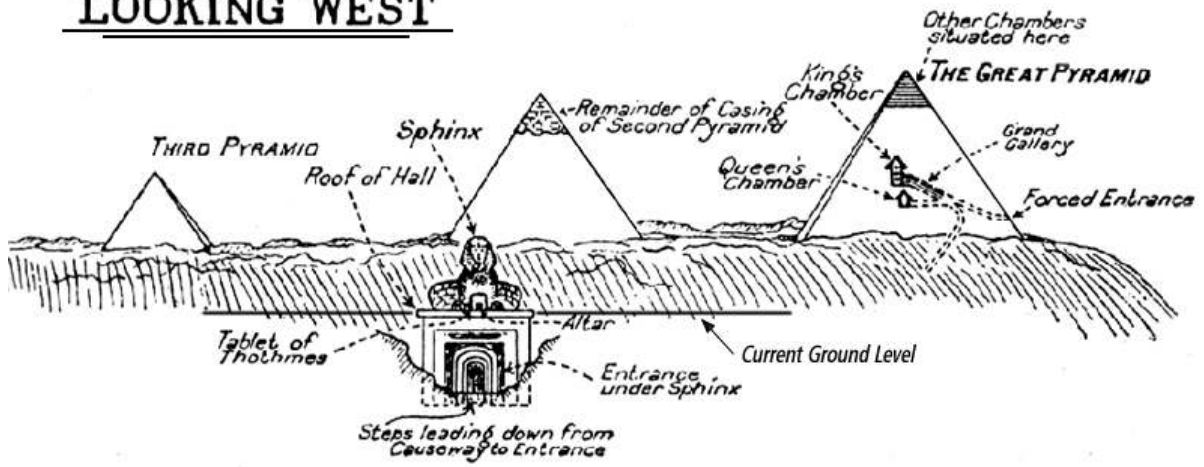
PLAN OF THE PYRAMIDS — AND SPHINX — AS ORIGINALLY BUILT

— SHOWING —
the open Causeway,
and the subterranean Temple & Passages,
from an original sketch by ELIOT.

CAUSEWAY, TEMPLE & PASSAGES NOT TO SCALE



ELEVATION LOOKING WEST



Side Openings



<http://www.crystalinks.com/sphinxschematics.html>

End

--()--

15102008